

P L A N S
F O R S H I P M O D E L S

O C T O B E R 2 0 0 8



SCALE PLANS



FLOAT A BOAT PLANS

Modellers who “scratch build” are constantly on the lookout for accurate, detailed drawings for building both static (showcase) and working scale models. Float.a.Boat has their own comprehensive range of detailed, scale drawings, researched and documented to the highest standards. The emphasis is on Australian Vessels. All Float.a.Boat drawings are presented as lines and general arrangement (with sail plans as applicable) and suitable for experienced builders.

No construction information or material lists are included unless otherwise indicated.

Float.a.Boat regularly accepts requests from modellers to research and document a particular vessel.

Float.a.Boat plans are always available as we have our own in-house drafting and printing facilities.


OTHER PLANS

We are also agents for “Model Boats” (Magicalia) and “Marine Modelling International” (Traplet) plans ranges, both from England.

We always carry a large range in stock from both these companies, but can easily order any out of stock items as required.

float a boat

MERCHANT VESSELS



Tramp Steamer

Hundreds of these "Ferris" type standard cargo steamers were built in America at the conclusion of the first world war. They were the last of the large steamships built from timber.

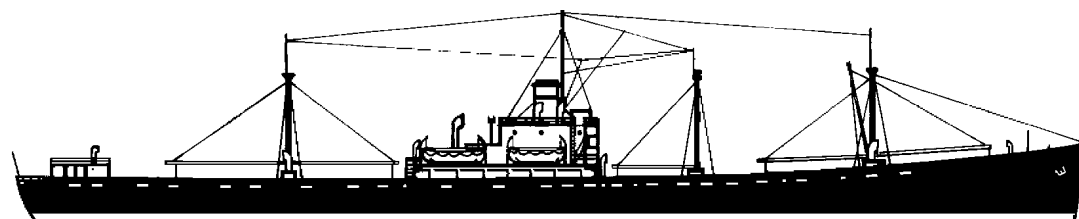
Scale - 1:96 Model length - 893mm

Two sheet detailed set

\$40.00

Plan No. SP-501A Lines

SP-501B General Arrangement



Liberty Ship

American merchant vessels built during world war two. Simple in design and very quick to build, about 2,500 were constructed, many subsequently finding their way into the fleets of shipping companies all over the world.

Scale - 1:96 Model length - 1407mm

Two sheet detailed set

\$45.00

Plan No. SP-502A Lines

SP-502B General Arrangement

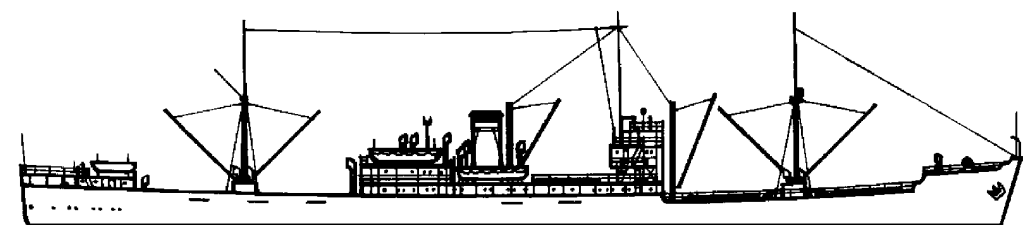
This plan also available in 1:72 Scale - 3 sheet set

\$65.00

Plan No. SP-502/72A Lines

SP-502/72B General Arrangement Profile

SP-502/72C Deck Plans



S.S. "River Loddon"

Officially designated an "A" class Australian steamship, "River Loddon" was one of 13 vessels built between 1943 and 1947. Commonly called the "River" class, as all ships were named after Australian Rivers, these vessels were based on a Scottish design for use as Australia's wartime cargo tonnage.

Scale - 1:96 Model length - 1420mm

Two sheet detailed set

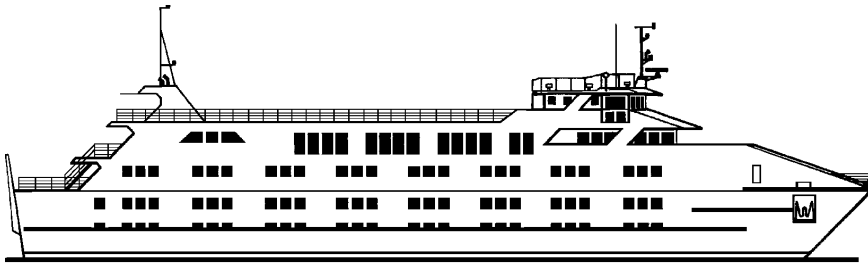
\$45.00

Plan No. SP-503A Lines

SP-503B General Arrangement

float a boat

MERCHANT VESSELS



M.V. "Queenscliff"

This Ro-Ro ferry runs across Port Phillip Heads between the towns of Queenscliff and Sorrento and carries both passengers and vehicles.

Built in 1993 in South Australia, the ferry is operated by Peninsular Searoad Transport Pty. Ltd.

Scale - 1:72 Model length - 828mm

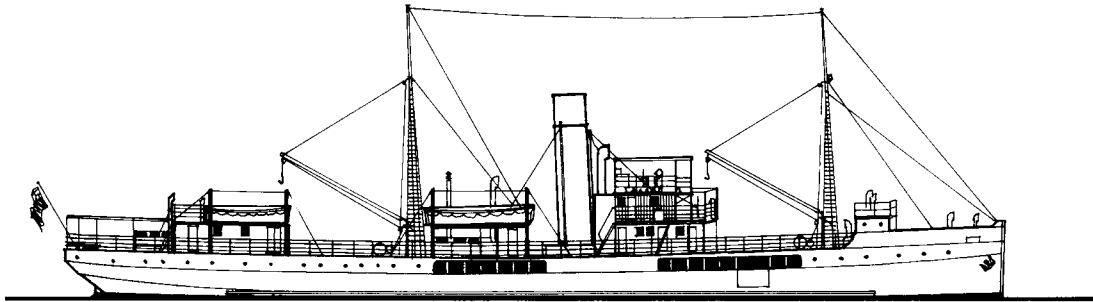
Three sheet detailed set

\$65.00

Plan No. SP-504A Lines

SP-504B General Arrangement

SP-504C Deck Plans



T.S.S. "Yulgilbar"

This Passenger/Cargo vessel was built in 1907 for the Australian Coastal Trade.

Originally owned by the North Coast Steam Navigation Co., she was sold to Burns Philp in 1925 and re-named 'MAKATEA'. She then ran a service between the islands in the Pacific. Finally scuttled of Meenega Island in January 1933.

Scale - 1:48 Model length - 1350mm

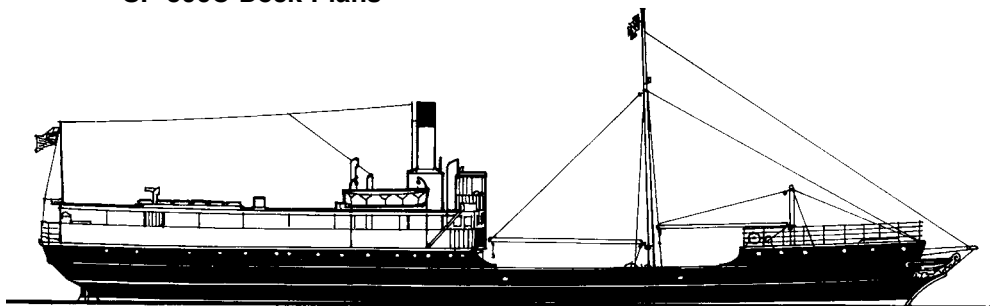
Three sheet detailed set

\$65.00

Plan No. SP-506A Lines

SP-506B General Arrangement Profile & Sections

SP-506C Deck Plans



S.S. "Edina"

One of the longest serving vessels in Australia, 'Ednia' was built on the Clyde by Barclay Curle & Co. in 1854.

She saw service in the Crimean War and arrived in Australia in 1863. After a very adventurous life, her final voyage between Melbourne and Geelong was in 1938. She then became a lighter for many years named "Dinah". She was totally scrapped in 1958. A piece of her bow lies buried in the Maribyrnong River and has heritage protection.

Scale - 1:48 Model length - 1175mm

Two sheet detailed set


\$50.00

Plan No. SP-505A Lines & Profile

SP-505B Deck Plans

float a boat

MERCHANT SAIL




Trading Ketch 'Lialeeta'

Built in 1913 by Wilsons of Port Cygnet in Tasmania, the Lialeeta was one of a fleet of Sail Traders owned by Thomas Spaulding. Lost at sea May 1925.

Scale - 1:48 Model length - 740mm

Two sheet detailed set \$40.00

**Plan No. SP-102A Lines & General Arrangement
SP-102B Sail Plan**



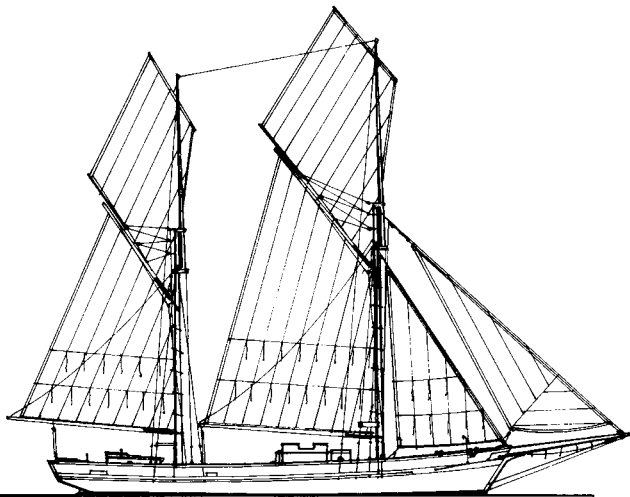
Trading Ketch "Prima Donna"

Built in 1870 by David Goulay and Thomas Horne at Three Hut Point in Tasmania, Prima Donna spent most of her life trading out of South Australia. She was lost in 1880 when on a voyage from Port Macdonnell to Port Adelaide.

Scale - 1:48 Model length - 690mm

Two sheet detailed set \$40.00

**Plan No. SP-104A Lines & General Arrangement
SP-104B Sail Plan**




Trading Ketch 'Enterprise'

Built in 1902 by Charles Lucas in Hobart, Tasmania, "Enterprise" was the first of the flat bottomed Trading Scows. The drawings are very accurate as we were able to do a full measure up of the vessel at Bicheno, Tasmania in 2003. Vessel still exists but is in poor condition.

Scale - 1:48 Model length - 580mm

Two sheet detailed set \$40.00

**Plan No. SP-108A Lines & General Arrangement
SP-108B Sail Plan**



Trading Ketch 'May Queen'

One of the oldest vessels in the world, presented with the 22nd World Ship Trust Maritime Heritage award in 2003. Built in 1867 at Franklin, Tasmania by Alexander Lawson, May Queen traded for over 100 years carrying mainly timber for Chesterman & Co. of Hobart. She is currently preserved as a museum ship in Hobart.

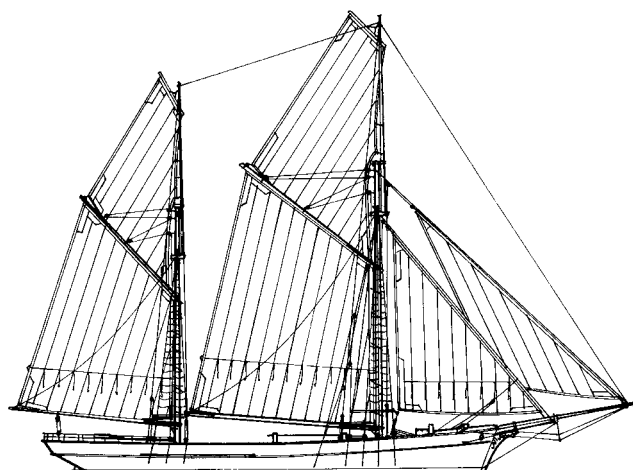
Scale - 1:48 Model length - 645mm

Two sheet detailed set \$50.00

**Plan No. SP-109A Lines & General Arrangement
SP-109B Sail Plan**

float a boat

MERCHANT SAIL




Trading Ketch 'St. Helens'

Owned by Capt. Robert Hall, the 68 ton 'St. Helens' traded around the Tasmanian Coast. She was built at Battery Point, Hobart by Mackay Bros. in 1976. She only had a short life ending her days by striking a reef in October 1880

Scale - 1:48 Model length - 720mm

Two sheet detailed set \$40.00

**Plan No. SP-111A Lines & General Arrangement
SP-111B Sail Plan**




Schooner 'Enterprise'

One of Australia's most famous vessels, "Enterprise" was the ship that "founded" Melbourne in August 1835. Built in 1830 in Hobart, Tasmania, it was purchased by John Pascoe Fawkner and George Evans, who with seven other settlers sailed from Launceston on their historic journey. Eventually grounded and wrecked in NSW in 1847.

Scale - 1:48 Model length - 680mm

Two sheet detailed set \$45.00

**Plan No. SP-105A Lines & General Arrangement
SP-105B Sail Plan**



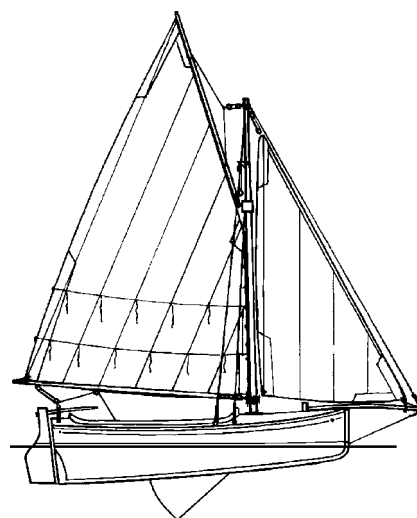
Barque 'Sea Queen'

Wooden Barque built 1841 in Calcutta. Made several emigrant trips to Australia in the mid nineteenth century and was reported missing with 11 crew in July 1874.

Scale - 1:48 Model length - 1120mm

Two sheet detailed set \$45.00

**Plan No. SP-109A Lines & General Arrangement
SP-109B Sail Plan**



Victorian 'Couta' boat

'Couta' boats are possibly the best known of the Victorian sailing fishing boats. They line fished for Barracouta in Bass Strait and Port Phillip Bay in the latter part of the 19th. and early to middle 20th. century. The lines depicted are of a Jones designed 26 footer, built in 1923.

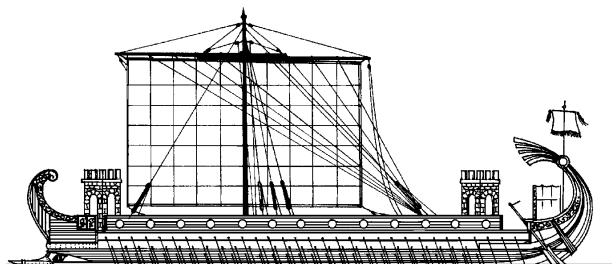
Scale - 1:12 Model length - 660mm

Two sheet detailed set \$40.00

**Plan No. SP-103A Lines & General Arrangement
SP-103B Sail Plan**

float a boat

MILITARY



Roman War Galley

A trireme of 30 B.C. Was rowed by 572 slaves and prisoners with 15 - 30 sailors organising the vessel and carrying 200 - 250 marines into battle. Armament consists of catapults, two fighting towers and a bow ram.


Scale - 1:50 Model length - 956mm

Two sheet detailed set

\$30.00

Plan No. SP-401A Lines

SP-401B Gen. Arrangement & Sail Plan



Survey Brig "Lady Nelson"

Probably the most overworked vessel in early Australian white settlement, "Lady Nelson" was designed specifically for her role with a shallow draft and 3 sliding keels. Built in England in 1798/99 she was purchased by the Admiralty and sent to Australia in 1800. A vessel of many 'firsts' in survey work around Australia. She was finally destroyed by natives of Baba Island near Timor in 1825.

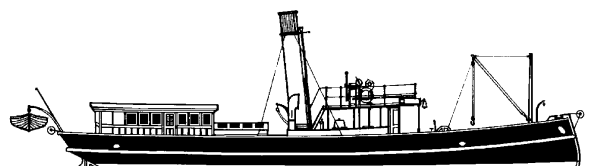
Scale - 1:48 Model length - 570mm

Two sheet detailed set

\$45.00

Plan No. SP-106A Lines & General Arrangement

SP-106B Sail Plan



Minelayer - S.S. "Miner"

Built in 1886 for the Queensland Defence Force and operated by Army Engineers from 1886-1902. Transferred to the Queensland Government and served until scuttled in 1954. Plans show vessel before lengthening in 1897.

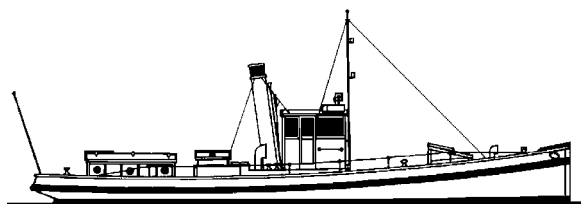
Scale - 1:24 Model length - 1040mm

Two sheet detailed set

\$45.00

Plan No. SP-402A Lines

SP-402B General Arrangement



Picket Launch S.L. "Mars"

Based at Fort Queenscliff. Operated by Army Engineers from 1891 until 1946 and worked between three forts at Port Phillip Heads and the Portsea Quarantine Station. Remembered fondly by hundreds of ex-service personnel.

Scale - 1:24 Model length - 785mm

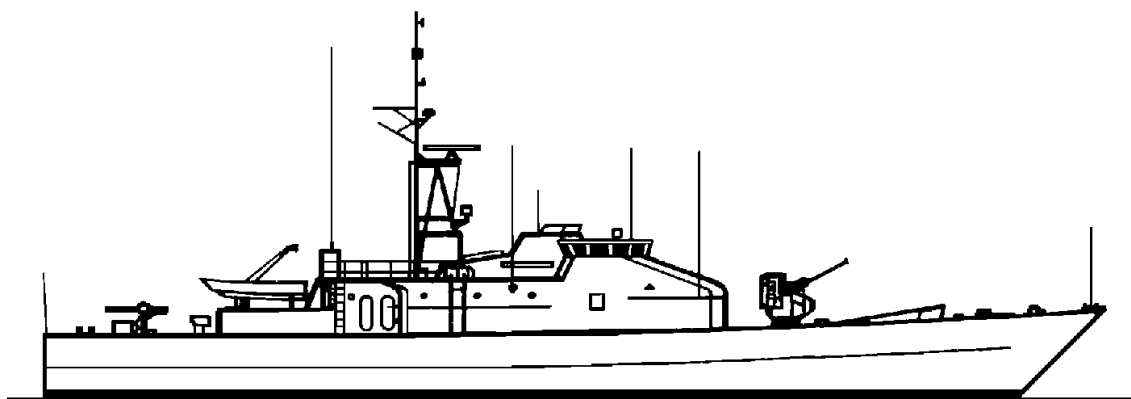
Single sheet.

\$35.00

Plan No. SP-403 Lines and General Arrangement

float a boat

M I L I T A R Y



H.M.A.S. "Fremantle"

Australian Navy Patrol vessel. One of 15 built between 1980 and 1984. Used for patrol duties around the Australian coast including patrolling against illegal fishing and smuggling.

Scale - 1:25 Model length - 1680mm


Two sheet detailed set \$50.00

Plan No. SP-404A Lines

SP-404B General Arrangement

float a boat

P I L O T V E S S E L S



Pilot Schooner 'RIP'

The "Rip" was built in Canada in 1859.

She served the Port Phillip Sea Pilots, No. 2 Company, at Port Phillip Heads from 1861-1901.

Scale - 1:48 Model length - 620mm

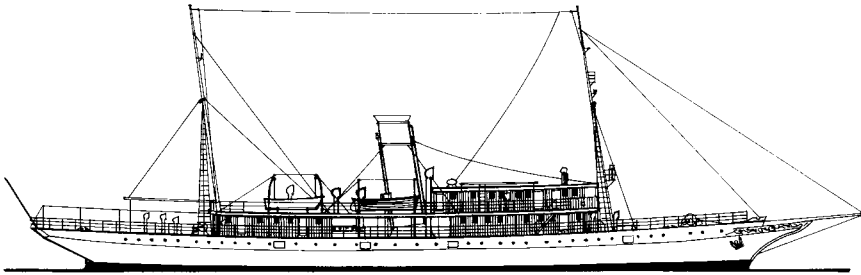
Two sheet detailed set \$40.00

Plan No. SP-101A Lines & General Arrangement

SP-101B Sail Plan

float a boat

PILOT VESSELS



Pilot Steamer "Akuna"

Built in Germany in 1911 as the Steam Yacht 'Komet' she served with the German Navy in WW1 and was captured by the Royal Australian Navy in October 1914. She became HMAS 'UNA'. In 1925 she was sold to the Port Phillip Sea Pilots and converted to a Pilot Steamer and re-named 'Akuna'.

Apart from a short lay-up at Geelong she served from 1925 until 1953. Finally broken up at Melbourne.

Scale - 1:48 Model length - 1550mm

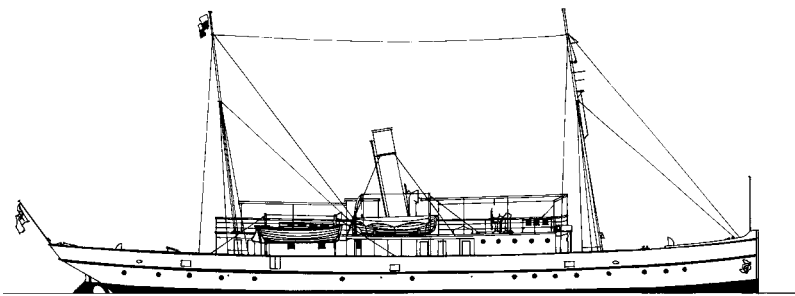
Three sheet highly detailed set

\$65.00

Plan No. SP-211A Lines

SP-211B General Arrangement Profile & Sections

SP-211C Deck Plans



Pilot Steamer 'Victoria'

Australian built coal fired steamer which served the Port Philip Pilots in Victoria from 1901 until 1958.

Saw service in both World Wars as an Examination Vessel.

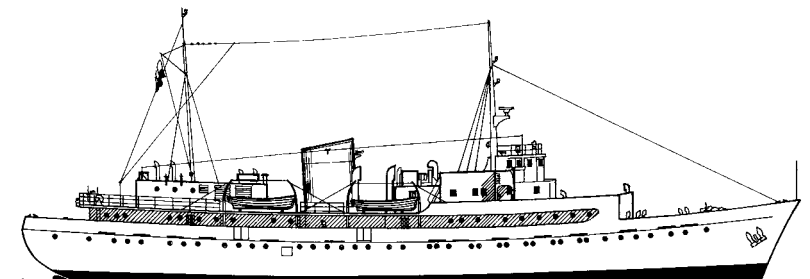
Built by the Aust. Forge & Engineering Company at Williamstown, Victoria. 330 Tons Gross.

Scale - 1:48 Model length - 1012mm

Single sheet highly detailed

\$40.00

Plan No. SP-214A Lines & General Arrangement



Pilot Steamer 'Wyuna'

The last of the Cruising Pilot Stations, 'Wyuna' was based at Queenscliff, Victoria until replaced by fast pilot launches in the 1970's. Sold in 1979 to the Australian Maritime College Launceston, Tasmania as a training vessel. Built in 1953 by Ferguson Bros, Glasgow, 'Wyuna' is a 1300 ton diesel/electric motor vessel.

Scale - 1:48 Model length - 1315mm

Three sheet highly detailed set

\$65.00


Plan No. SP-213A Lines

SP-213B General Arrangement Profile & Sections

SP-213C Deck Plans

float a boat


TUGS



Toorong

One of the large and famous Melbourne steam tugs.
Built in 1922 she served for 43 years.
Scale - 1:48 Model length - 774mm


Two sheet detailed set **\$40.00**
Plan No. SP-208A Lines
SP-208B General Arrangement



T.I.D. Tug

British wartime tug built between 1943 and 1946.
Of "Hard Chine" hull form, 182 were built and were
sold off to private companies after the war.
Scale - 1:24 Model Length - 889mm


Single Detailed Sheet **\$40.00**
Plan No. SP-206 Lines and General
Arrangement



Versatile

Melbourne Harbour Tug of the early 1950's.
Used for light towing and general port duties.
Scale - 1:12 Model length - 1168 mm

Three sheet set. Highly detailed. **\$60.00**
Plan No. SP-205A Lines
SP-205B Gen. Arrangement - Profile
SP-205C Gen. Arrangement - Deck Plan




Diesel Tug

A small 30 ft Pusher Tug used by the Canadian
Timber Industry to break up log jams in lakes and
rivers, and deliver logs to saw mills.

Scale - 1:12 Model length - 762 mm
Single sheet. **\$35.00**
Plan No. SP-204 Lines and General
Arrangement

float a boat

TUGS



Henry Moss


This small wooden tug was built in Melbourne in 1890 and served as a general purpose tug on Port Phillip Bay and the Yarra River.

Scale - 1:24 Model length - 778mm

Single sheet.

\$35.00

Plan No. SP-207 Lines and General Arrangement



Wattle

Built in Sydney in 1934 to keep apprentices employed at Cockatoo Island Dockyard, "Wattle" served as a naval tug during her early life.

She is now a working museum vessel at Melbourne, available for charter and running sight-seeing trips around the Port of Melbourne.


Scale - 1:24 Model length - 1035mm

Two sheet detailed set

\$40.00

Plan No. 209A Lines

209B General Arrangement



Nyora

Large twin funnel Melbourne tug built in 1909 by J. P. Rennoldson at South Shields. She foundered in heavy seas in 1917 while towing a large American Schooner from Port Pirie to Sydney with 14 crew lost and 2 saved.

Scale - 1:48 Model length - 910mm

Two sheet detailed set


\$45.00

Plan No. SP-210A Lines

SP-210B General Arrangement

float a boat

WORK BOATS



"St. Andrew"

Steam Missions Launch

Classic 36ft. steam vessel used by the St. Andrew Mission to Seamen in London.

Scale - 1:12 Model length - 915mm

Single sheet.

\$35.00

Plan No. SP-201 Lines and General Arrangement

"St. Andrew"

Steam Missions Launch


Also drawn at the smaller 1:24 scale for static builders.

Scale - 1:24 Model length - 457mm

Single sheet.

\$25.00

Plan No. SP-202 Lines and General Arrangement



Motor Lifeboat "Queenscliffe"

Designed by English designer George Watson in 1924 and built in Adelaide, South Australia for service at Port Phillip Heads in Victoria. She attended many rescues until withdrawn from service in 1976.

The vessel is preserved at the Queenscliff Maritime Museum.

Scale - 1:12 Model length - 1143mm

Two sheet highly detailed set


\$50.00

Plan No. SP-203A Lines

SP-203B General Arrangement

float a boat

PADDLE STEAMERS AUSTRALIAN



P.S. 'Etona'


Built in 1898 at Milang as a Mission boat for the Church of England and fitted out as a floating chapel. Has been restored and is now privately owned and based at Echuca.

Scale - 1:24 Model length - 802mm

Two sheet detailed set

\$40.00

**Plan No. SP-301A Lines & Elevations
SP-301B Deck Plans**



P.S. 'Pevensey'


Originally built as a barge in 1910, 'Pevensey' became one of the largest cargo steamers on the Murray River. She is now restored and runs river cruises from the Port of Echuca.

Scale - 1:24 Model length - 1410mm

Two sheet detailed set

\$65.00

**Plan No. SP-302A Lines & Elevations
SP-302B Deck Plans**



P.S. 'Oscar W'

Built in 1908 at Echuca by F. Wallin who named the vessel after his son, killed in the Boer War. Worked as a cargo carrier/ towboat and even worked for a time for the South Australian Highways Dept. Now a restored vessel, 'Oscar W' is based at Goolwa. Scale - 1:24 Model length - 1423mm

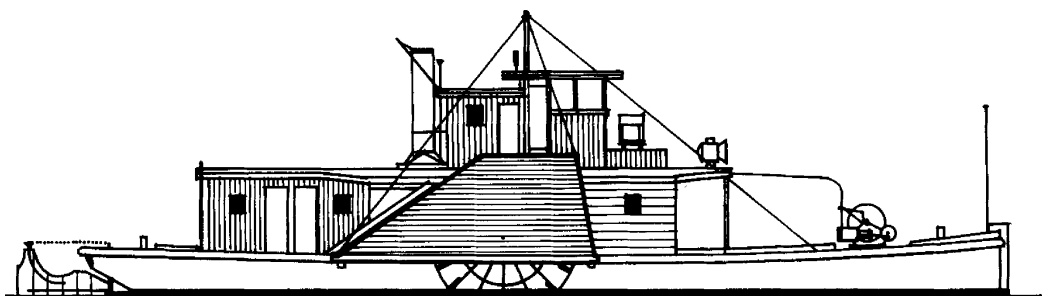
Two sheet detailed set

\$65.00

**Plan No. SP-303A Lines & Elevations
SP-303B Deck Plans**

float a boat

PADDLE STEAMERS AUSTRALIAN



P.S. 'Adelaide'

'Adelaide' is one of the oldest vessels still operating in the world. Built in 1866 at Echuca, she worked as a towboat until 1963 when she was displayed in a park at Echuca.

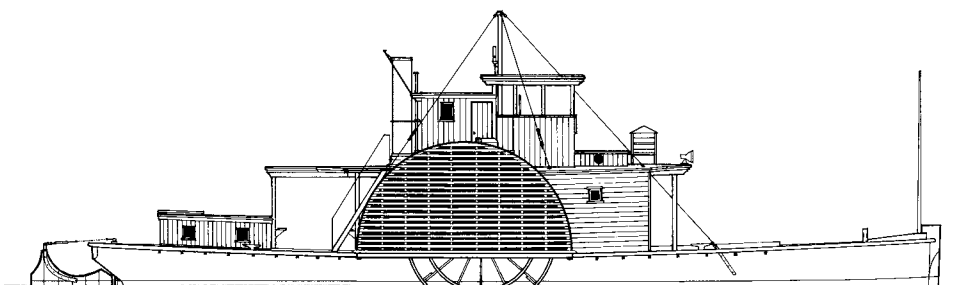
Has since been returned to the river and fully restored for conducting river trips.

Scale - 1:24 Model length - 1005mm

Two sheet detailed set

\$50.00

**Plan No. SP-304A Lines & Elevations
SP-304B Deck Plans**



P.S. 'Adelaide' (pre 1924 & post 1984)

This set of drawings shows 'Adelaide' following her restoration in 1984 with round paddle boxes.


This is the appearance which most people recognise.

Scale - 1:24 Model length - 1005mm

Two sheet detailed set

\$50.00

**Plan No. SP-309A Lines & Elevations
SP-309B Deck Plans**



P.S. 'Bellarine'

Formally the R.M.S. 'Dispatch' carrying mail across Lake Alexandrina. Built at Milang in 1877 she was sold to Victoria in 1889. Her name was changed to "Bellarine" and she became a ferry at Geelong, transporting crowds to the Point Henry Tea Gardens.

Scale - 1:24 Model length - 1490mm

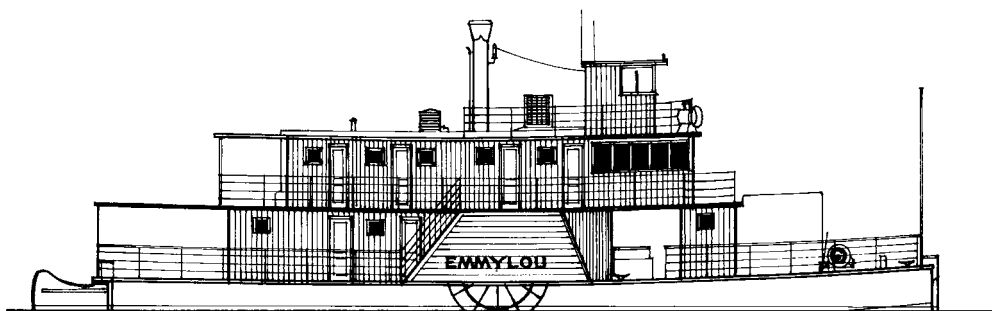
Two sheet detailed set

\$65.00

**Plan No. SP-305A Lines & Elevations
SP-305B Deck Plans**

float a boat

PADDLE STEAMERS AUSTRALIAN



P.S. 'Emmylou'

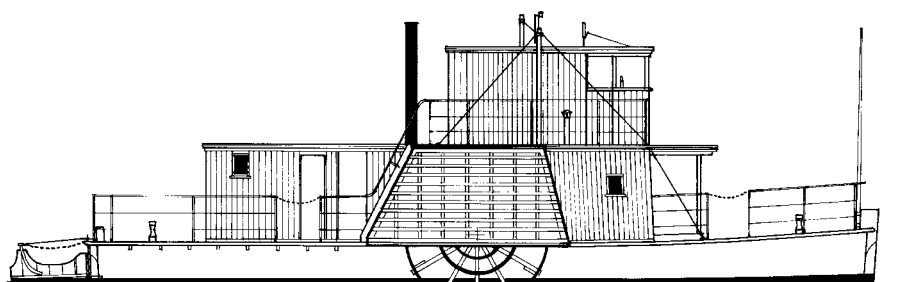
A Murray River Excursion Steamer built at Barham in 1980-82. Her 16hp Marshall Steam Engine was built in 1906. She cruises the Murray River doing everything from hourly excursions for tourists to cruises lasting several days.

Scale - 1:24 Model length - 1250mm

Two sheet detailed set

\$55.00

**Plan No. SP-307A Lines & Elevations
SP-307B Deck Plans**



P.S. 'Enterprise'


Small paddle steamer built at Echuca on the Murray River by W.L.Kier in 1878. Her appearance has changed over the years and we have drawn her as she has been restored by the National Museum of Australia. She has left the Murray and is now on Lake Burley Griffin at Canberra, Australia's capital.

Scale - 1:24 Model length - 797mm

Two sheet detailed set

\$55.00

**Plan No. SP-308A Lines & Elevations
SP-308B Deck Plans**



P.S. 'Curlip'

This small steamer worked the Snowy River between Orbost and Marlo, towing barges of produce for trans-shipment to larger vessels bound for Melbourne. Launched in 1890 by Samuel Richardson, "Curlip" survived until 1919 when she was washed out to sea by a flash flood and broke her back on a sandbar.

Scale - 1:24 Model Length - 609 mm

Single Sheet.

\$35.00

Plan No. SP-306 Lines, General Arrangement and Sections

float a boat

MISCELLANEOUS

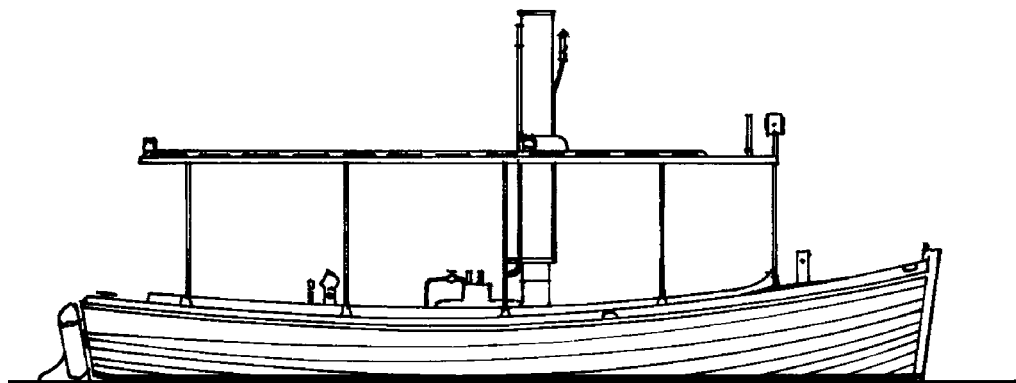

Gaff Racing Cutter 'Janet'

One of the fastest racing yachts of her time, 'Janet' was owned by Sir Williams Clarke, Commodore of the Royal Yacht Club of Victoria. She was built by Henry Murray in Melbourne in 1880 and was successful not only on Port Phillip Bay, but in inter-colonial matches as well. Ended her days as a fishing Ketch in South Australia and was wrecked on Kangaroo Island in 1938.

Scale - 1:24 & 1:48 Model length - 1200mm

Two sheet detailed set \$40.00

**Plan No. SP-107A Lines & General Arrangement
SP-107B Sail Plan & Details**



S.L. "Wear"

25 Ft Clinker Steam launch from the Sydney area fitted with an English Twin Compound Steam Engine of 16hp built by Mumfords in 1888. The boiler is a coal fired, timber lagged, dryback marine unit of 150psi.

Perfect boat for a live steam model.

Scale - 1:8 Model length - 950mm

Three sheet highly detailed set

\$55.00

Plan No. SP-212A Lines

SP-212B General Arrangement Plan & Elevations

SP-212C Construction Drawing



Rowing Eight (1980)

Competition racing shell suitable for experienced builders. All internal details are drawn.

Scale - 1:20 Model length - 860mm

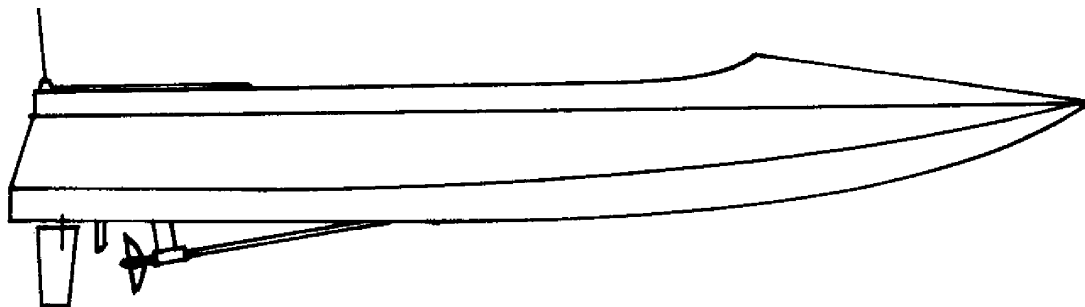
Single sheet.

\$20.00

Plan No. SP-601 Lines and General Arrangement

float a boat

POWER BOATS
WORKING MODELS



"Generator"


Fast, fun speedboat for small i/c motors, but is quite suitable as a fast electric.
Fully detailed drawings for ply construction.

Model length - 635mm

Single sheet.

\$20.00

Plan No. WP-701



"Cigarette"

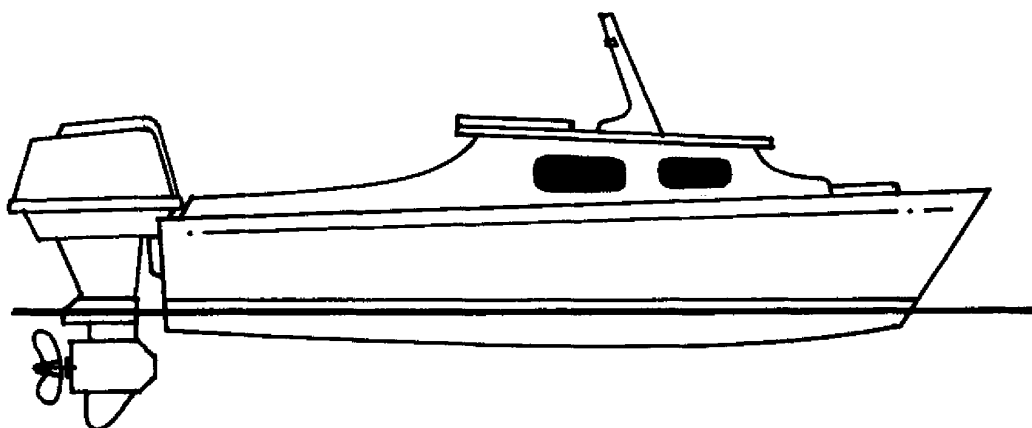
A large lines drawing of one of the most famous off-shore powerboat hulls.
Drawn at a size suitable for larger petrol engines. No construction details.

Model length - 1650mm

Single large sheet.

\$25.00

Plan No. WP 702 Lines only.



"Scooter"

An extremely simple to build cabin cruiser with full building instructions.
Suitable for small, cheap outboard motor propulsion.

Model length - 460mm

Single sheet.

\$20.00

Plan No. WP-703



YACHT PLANS



Over many years, Float.a.Boat racing yachts designed by Adrian Brewer, have developed a strong presence within the Australian model yachting scene. To date, boats to our designs have won 16 Australian Titles as well as numerous State and Club Championships. International success includes an American 'RA' class National title, as well as top placings in U.K. and European championships.

Our yacht drawings are presented on one large sheet comprising hull lines, sail plan and full-size lead drawing. Designed rating figures are also included. Construction is not shown, but is left to the builder's preference.

Custom "one-off" designs have also been commissioned by numerous skippers over the years and we will be pleased to design to your special requirements.

We also sell plans for some "Fun" yachts which do contain building information and other instructions suitable for beginners.

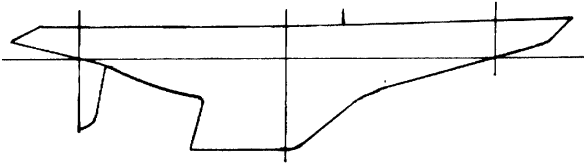
As an aid to first time builders we also have a rigging guide which shows a simple but effective way to rig your yacht. Fittings shown can either be home made or purchased. If purchasing is your preference, Float a Boat stocks a good range of quality fittings for racing yachts as well as special items suitable for old models or the restoration of pond yachts.

float a boat

YACHTS

International A Class

All plans \$35.00

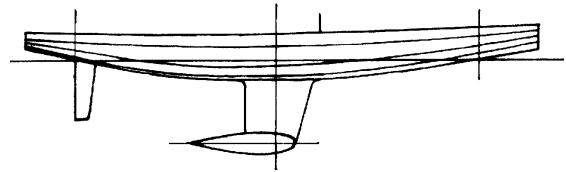


Sound Effect

A classic 'A' boat which has won the Australian Nationals on two occasions.

L.O.A.	187.9 cm.
L.W.L.	139.7 cm.
Displacement	23.02 kg.
Sail Area (measured)	9509 sq.cm

Plan No. YP-001

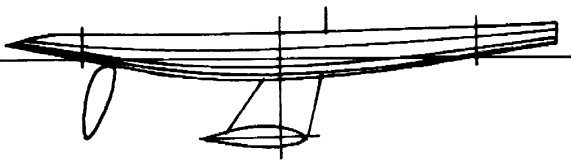


Foxy Loxy

Another two times winner of the Australian Nationals. Easy to build chine construction.

L.O.A.	177.8 cm
L.W.L.	139.7 cm
Displacement	16.66 kg
Sail Area (measured)	7025 sq. cm

Plan No. YP-002

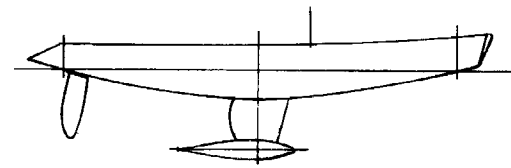


Heat Haze

Developed from the highly successful 'Vapour Trail', winner of a South Australian Championship as well as the Monaro Cup match racing Championships, 'Heat Haze' incorporates the current rules regarding profile concavities.

L.O.A.	182 cm
L.W.L.	130 cm
Displacement	15.3 kg
Sail Area (measured)	8154 sq. cm

Plan No. YP-003



Glide

Latest 'A' class design incorporating a short waterline and a large sail plan despite displacement penalties.

L.O.A.	147 cm
L.W.L.	127 cm
Displacement	14.2 kg
Sail Area (measured)	8715 sq. cm

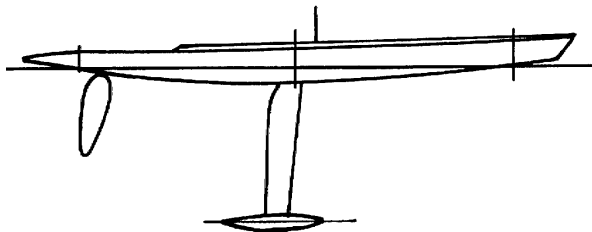
Plan No. YP-004

float a boat

YACHTS

International 10 rater Class

All Plans \$30.00

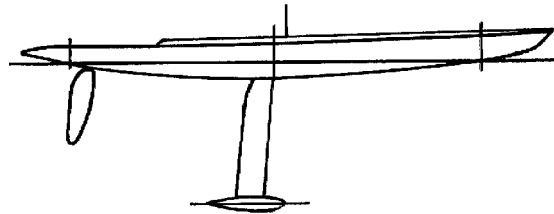


Freez'n Hot

Quick, lightweight 10 rater which has performed well in the U.K.

L.O.A.	167.6 cm
L.W.L.	132 cm
Displacement	6.35 kg
Sail Area	9296 sq cm

Plan No. YP-101

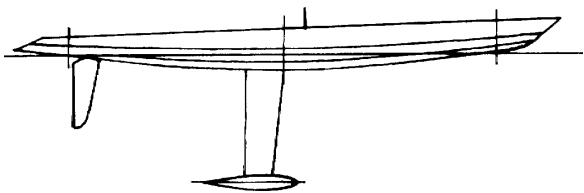


X-Ray Vision

Lightweight, easily driven hull form.

L.O.A.	170 cm
L.W.L.	132 cm
Displacement	6.46 kg
Sail Area	9296 sq cm

Plan No. YP-102

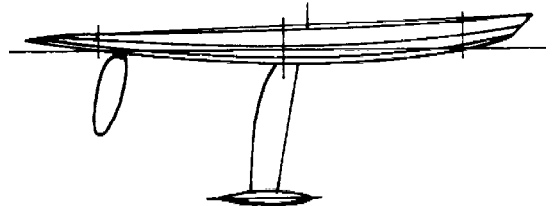


Graffiti

Quick and easy to build, this multi-chine design has done well in overseas competitions.

L.O.A.	177.8 cm
L.W.L.	139.7 cm
Displacement	8.5 kg
Sail Area	8793 sq cm

Plan No. YP-103



Graffiti 2

Developed from the 'Graffiti' design, this is a smaller boat which is very good in light air.

L.O.A.	164.2 cm
L.W.L.	122 cm
Displacement	7.25 kg
Sail Area	10077 sq cm

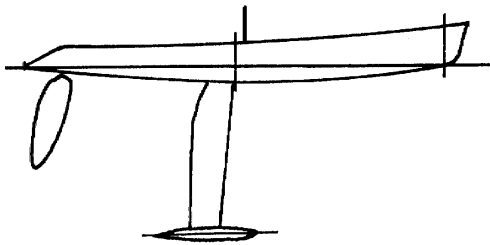
Plan No. YP-104

float a boat

YACHTS

International M Class

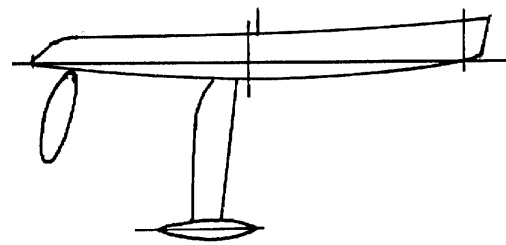
All Plans \$30.00



Microchip

Smooth, easy hull lines for minimum resistance.

L.O.A. 127 cm
Beam 24.6 cm
Displacement 5.44 kg
Plan No. YP-201



Cloudburst

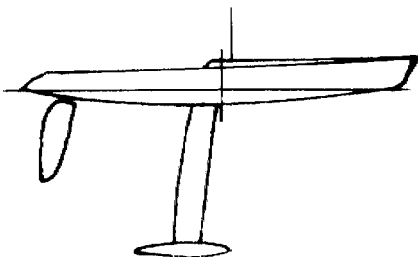
Very similar to Microchip but with a slightly heavier displacement.

L.O.A. 127 cm
Beam 24.5 cm
Displacement 6.37 kg
Plan No. YP-202

INTERNATIONAL 1 METRE CLASS

All boats use the same one-design sailplan

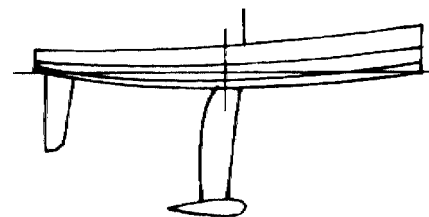
All Plans \$30.00



Swish

Attractive lines producing a fast boat.

L.O.A. 100 cm
Beam 23.3 cm
Displacement 4.0 kg
Plan No. YP-301



Symphony

Another multi-chine design for simple fast construction.


L.O.A. 100 cm
Beam 24.8 cm
Displacement 4.0 kg
Plan No. YP-302

float a boat

YACHTS

FOR THE BEGINNER.....

Easy Build Fun Yachts



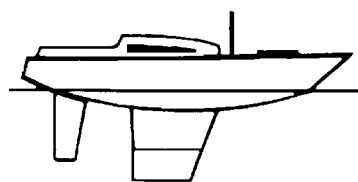
Box of Trix

Fully detailed drawings for a very easy to build plywood yacht. An ideal first model.

Length 127 cm

Plan No. FY-001

\$30.00



Transition

Small, simple, plywood model of an ocean racing yacht. Because of its small sail area, no special sail winch is required. Sails can be controlled by a standard servo in any cheap 2 channel radio set.

Length 60 cm

Plan No. FY-002

\$25.00

Rigging Guide

A comprehensive guide to rigging a model yacht. Fittings shown can all be easily made from standard aluminium extrusions, fishing tackle items and brass or stainless steel nuts and bolts.

Be sure your rig can be easily adjustable to take advantage of changing sailing conditions.

This single sheet detailed drawing could be just the thing to assist you to sail more efficiently.

Plan No. RG-001

\$15.00

float a boat

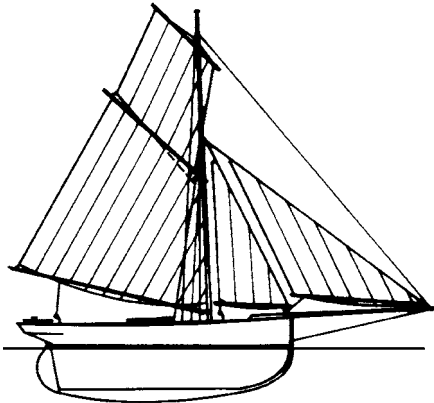
CLASSIC POND YACHTS

We have many customers who are interested in building old pond yachts, as the prices charged by dealers for the genuine article are often out of the reach of the average family man.

Float.a.Boat is assembling a range of various old published designs which are long since out of copyright and in some cases are very obscure and difficult to find.

Our drawing office re-fairs and re-draws these old boats and presents each one as a full-size lines drawing with reduced sail plan.

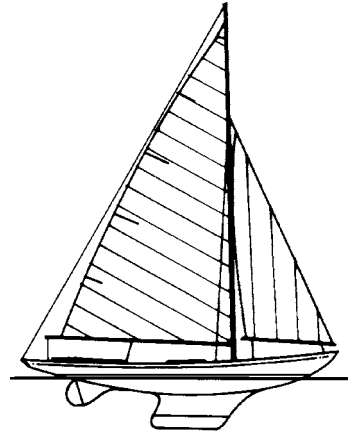
Acknowledgement is made of the designer, if known, or the author of the publication in which the design appeared.



Gaff Cutter 1901

One of the very early published designs. This type of hull and rig appeals to so many modellers who appreciate the old classic shapes. Weighted tiller steering shown. Re-faired from a 1901 design by Paul N. Hasluck.

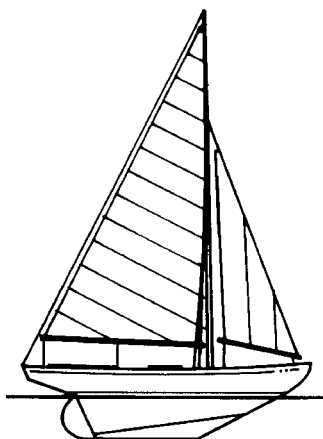
L.O.A.	48 inches
Hull Length	32 inches
Beam	8 inches
Plan No. PY-001	\$30.00



36 inch Racing Yacht 1935

An old racing model designed by G. Morris and published by the Model Dockyard in Melbourne in 1935.


L.O.A.	35.9 inches
Beam	8.13 inches
Sail Area	540 sq. ins.
Plan No. PY-002	\$30.00



Full Keel Sloop 1940

An attractive little sloop originally published by F.J. Camm

L.O.A.	27 inches
Beam	7.5 inches
Plan No. PY-003	\$25.00



Gaff Schooner 1940

Also published by Camm, this large schooner would make an impressive model under sail.

L.O.A.	40 inches
Beam	9 inches
Plan No. PY-004	\$30.00

Ordering

4 EASY WAYS TO ORDER

By Telephone

Phone (03) 9879 2227

Phone hours: Tuesday to Friday E.S.T. 10am to 5.00pm

Saturday E.S.T. 9.00am to 12.00 noon

This is often the most convenient way to order, especially if you have a Credit Card.

We accept Bankcard, Visa, Mastercard and Amex.

Before you phone please have the following details ready.

- Product numbers and quantity of items you wish to order.
- Credit card number and expiry date

By Mail

Float.a.Boat

48c Wantirna Road, Ringwood, Victoria 3134 Australia

If you don't have a Credit Card, mail is the best solution.

Before mailing, be sure the following details are complete on your form.

- Clearly detail the number of items you require and their code numbers.
- Total the value of your goods plus postage and enclose a personal cheque, bank cheque or money order. (Never send cash in the post.)
- Be sure to enclose your address for return mail.
- Contact phone numbers (Business hours number and mobile)

(All cheques other than bank cheques will be cleared before goods are shipped.)

This can take up to 7 working days. Enclose a Bank Cheque if you require faster delivery.)

Overseas orders to be paid for in Australian Dollars, inclusive of post and packing.

By Fax

Fax number (03) 9720 4526

Fax ordering is fast! Just fax your form through to us including your credit card details and we will ship immediately. Fax ordering is always available 24 hrs a day, 7 days a week.

Personal shopping

48c Wantirna Road, Ringwood, Victoria

Our shop hours are: Tuesday to Friday 10.00am to 5.00pm

Saturday 9.00 to 12.00 noon.

The shop is closed on Mondays and Public Holidays as we are at our workshops.

The best buying experience of all is a personal visit, as the shop is a ship modeller's paradise with all stock on full display for easy selection.

You may also like to buy from our large range of fine quality nautical gifts, showcase models, artwork, books and videos. When next in Melbourne, please call in - we would be so pleased to meet you personally.

Layby

We offer a six weeks, interest free, layby service.

A minimum non-refundable deposit of \$20.00 is required at the time of layby.

Goods remaining unpaid after the six weeks have expired will be put back into general stock.

Gift Vouchers

Gift Vouchers make the ideal gift for someone who is hard to buy for. They can be purchased for any monetary amount and then exchanged for product of the customers choosing. They can not be exchanged for cash. They are valid for 12 months from the date of issue.

Postage

Please add \$6.50 to each plans order within Australia to cover postage and handling.

Overseas orders add \$15.00 (Aust.) to cover postage and handling.

We respect your privacy...

and hold your personal details in strictest confidence. We will not rent, sell or give your details to anyone else.

Your credit card details are destroyed after every transaction and are not held on file.

ALL PRICES IN AUSTRALIAN DOLLARS

Float.a.Boat reserves the right to change prices without notice.

